



Product specifications / Agency Approvals

**Product Specifications**



Parameters	specifications
<b>INPUT</b>	
<b>Modbus RTU :</b>	RS-485 port
<b>OUTPUT</b>	
<b>Modbus RTU :</b>	1 RS-232 port 1 Ethernet Port
<b>Optional Outputs:</b>	Contact Factory
<b>ELECTRONICS</b>	
<b>Input voltage:</b>	85-265 VAC
<b>Transmitter supply:</b>	24 Vdc ±20% supply
<b>Display:</b>	280897-X 7" WVGA (800x480) touchscreen 280898-X 10" VGA (640x480) touchscreen
<b>ENVIRONMENTAL</b>	
<b>Enclosure rating:</b>	NEMA 4X
<b>Front panel:</b>	NEMA 4X (Front panel overlay - UV rated)
<b>Humidity:</b>	0 to 85% relative humidity, noncondensing
<b>Operating temperatures:</b>	<b>Electronics:</b> -20C (-4F) to 60C (140F) <b>storage temperature:</b> -20 °C (-4 °F) to 70 °C (158 °F)
<b>Altitude:</b>	2000 meters
<b>FIELD INSTALLATION</b>	
<b>Enclosure mounting hole dimensions:</b>	<b>SS Housing</b> <b>Height:</b> 539 mm (21.24 in.) <b>Width:</b> 254 mm (10.0 in.)  <b>Fiberglass Housing</b> <b>Height:</b> 476 mm (18.75 in.) <b>Width:</b> 305 mm (12.0 in.)
<b>Enclosure dimensions</b>	<b>SS Housing</b> <b>Height:</b> 571 mm (22.5 in.) <b>Width:</b> 406 mm (16.0 in.) <b>Depth:</b> 242 mm (9.53 in.)  <b>Fiberglass Housing</b> <b>Height:</b> 495 mm (19.5 in.) <b>Width:</b> 405 mm (16.0 in.) <b>Depth:</b> 248 mm (9.76 in.)

**Agency Approvals**

Parameters	specifications
<b>Hazardous Approvals:</b>	ATEX II 3 G Ex ic nA T4 Gc IECEX Ex ic nA IIC T4 Gc cULus Class I, Division 2, Groups ABCD  ♦ Approvals are obtained by original manufacturers for individual components. Temposonics does not maintain any approval for the Modbus terminal final assembly.

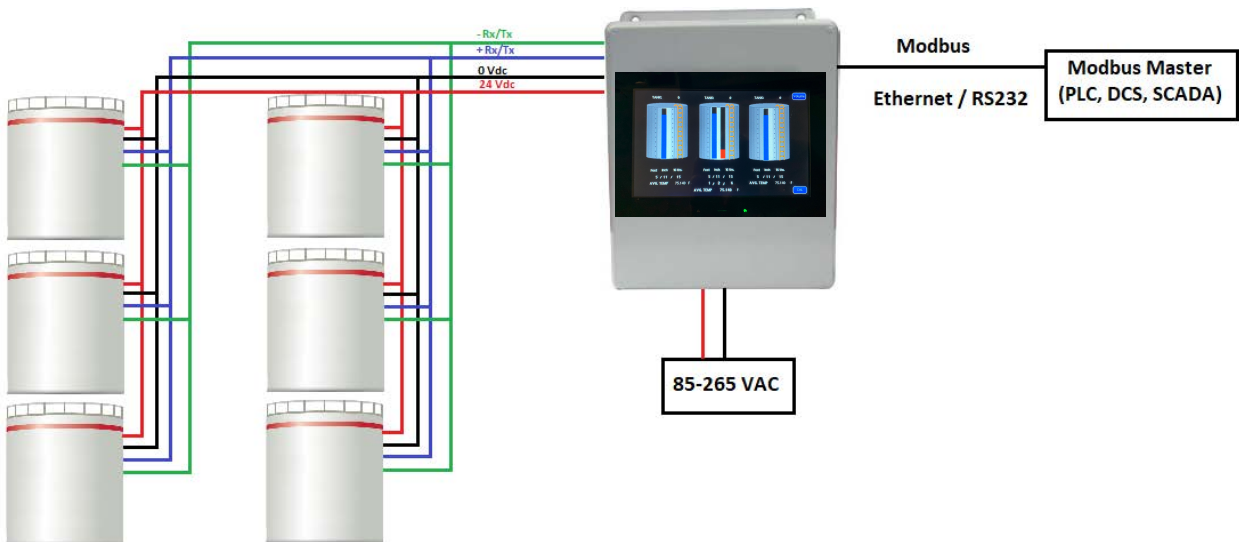
### Dimension References

The following drawing is for reference only.



### Control Room Installation

The following illustration shows an example of the Touchscreen Modbus Terminal used as a HMI in a plant-wide automation application. This example is for reference only. Actual configurations are dependent on the hazardous location and type of protection used at a Modbus terminal installation site. For information specific to your application, contact Temposonics.



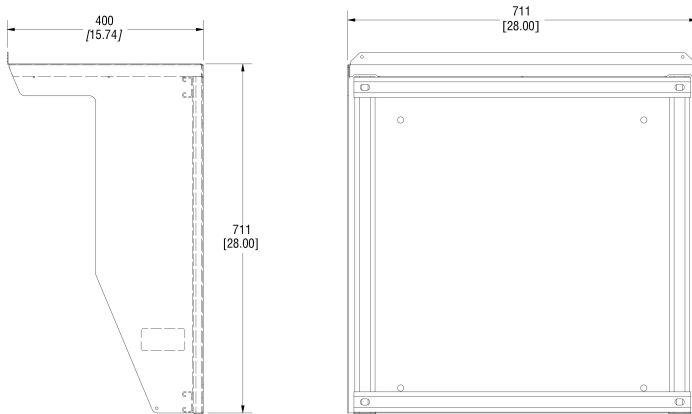
## Ordering information

### TOUCHSCREEN MODBUS TERMINAL

Housing	Screen Size	Part Number
SS	7"	280897-1
Fiberglas	7"	280897-2
None	7"	561394
SS	10"	280898-1
Fiberglas	10"	280898-2
None	10"	561494

## Accessories

### SUNSHADE 562369



**Document Part Number**  
551164 Revision C (EN) 05/2023

**ISO 9001**  
CERTIFIED

[temposonics.com](http://temposonics.com)

#### UNITED STATES

Temposonics, LLC  
Phone: +1 919 677-0100  
E-Mail: [info.us@temposonics.com](mailto:info.us@temposonics.com)

#### GERMANY

Temposonics GmbH & Co. KG  
Phone: +49 2351 9587-0  
E-Mail: [info.de@temposonics.com](mailto:info.de@temposonics.com)

#### ITALY

Branch Office  
Phone: +39 030 988 3819  
E-Mail: [info.it@temposonics.com](mailto:info.it@temposonics.com)

#### FRANCE

Branch Office  
Phone: +33 614 060 728  
E-Mail: [info.fr@temposonics.com](mailto:info.fr@temposonics.com)

#### UK

Branch Office  
Phone: +44 79 44 15 03 00  
E-Mail: [info.uk@temposonics.com](mailto:info.uk@temposonics.com)

#### SCANDINAVIA

Branch Office  
Phone: +46 70 29 91 281  
E-mail: [info.sca@temposonics.com](mailto:info.sca@temposonics.com)

#### CHINA

Branch Office  
Phone: +86 21 2415 1000 / 2415 1001  
E-Mail: [info.cn@temposonics.com](mailto:info.cn@temposonics.com)

#### JAPAN

Branch Office  
Phone: +81 3 6416 1063  
E-Mail: [info.jp@temposonics.com](mailto:info.jp@temposonics.com)